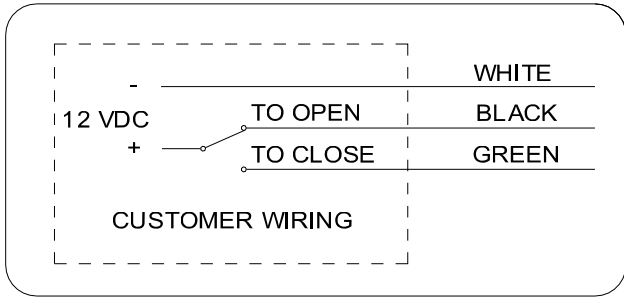
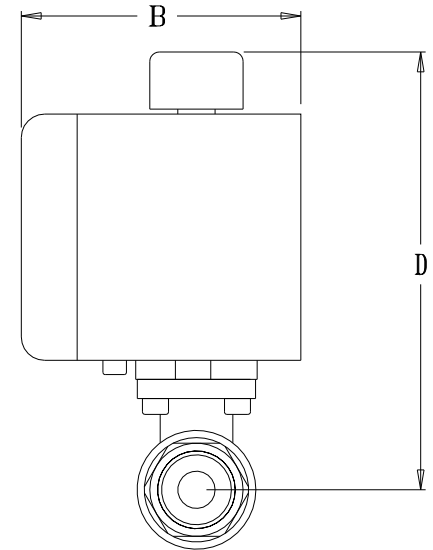
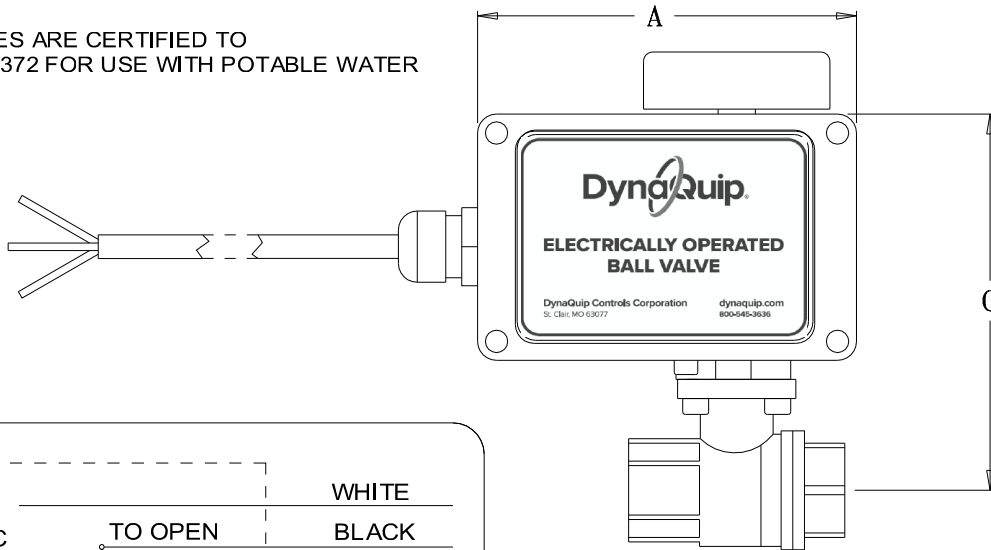


ALL VALVES ARE CERTIFIED TO NSF/ANSI 372 FOR USE WITH POTABLE WATER



MODEL	ENDS	VOLTAGE	RUNNING	FULL LOAD	MANUAL OVERRIDE	Cv	A	B	C	D
EHW23AJP01D	1/2 - 14 NPT	12 VDC	.45 A	.83 A	NO	19	5.0	3.75	4.72	----
EHW24AJP01D	3/4 - 14 NPT	12 VDC	.45 A	.83 A	NO	34	5.0	3.75	5.02	----
EHW25AJP01D	1 - 11.5 NPT	12 VDC	.45 A	.83 A	NO	52	5.0	3.75	5.17	----
EHW26AJP01D	1 1/4 - 11.5 NPT	12 VDC	.45 A	.83 A	NO	77	5.0	3.75	5.43	----
EHW23AJP02D	1/2 - 14 NPT	12 VDC	.45 A	.83 A	YES	19	5.0	3.75	----	5.54
EHW24AJP02D	3/4 - 14 NPT	12 VDC	.45 A	.83 A	YES	34	5.0	3.75	----	5.84
EHW25AJP02D	1 - 11.5 NPT	12 VDC	.45 A	.83 A	YES	52	5.0	3.75	----	5.99
EHW26AJP02D	1 1/4 - 11.5 NPT	12 VDC	.45 A	.83 A	YES	77	5.0	3.75	----	6.25

ITEM	DESCRIPTION / MATERIAL
VALVE BODY / END CAP	FORGED BRASS
STEM	NICKEL PLATED BRASS
BALL - (FULL PORT)	CHROME PLATED BRASS
SEATS	RTFE
THRUST WASHER	RTFE
STEM SEAL	VITON O-RINGS
HOUSING	POLYCARBONATE
FASTENERS	STAINLESS STEEL
POWER CORD	20-3 - 3 FT. LONG
TEMPERATURE RANGE	35°F TO 165°F
MAX. WORKING PRESSURE	200 PSI

**UNCONTROLLED DRAWING**

THIS PRINT IS THE PROPERTY OF DYNAQUIP CONTROLS AND SHALL NOT BE COPIED, REPRODUCED, LOANED, OR DISPOSED OF DIRECTLY OR INDIRECTLY, NOR USED FOR ANY PURPOSE OTHER THAN THAT FOR WHICH IT IS SPECIFICALLY FURNISHED EXCEPT BY WRITTEN PERMISSION OF DYNAQUIP CONTROLS.

NO. EHW POLYCASE FILE NO. SUB243

TITLE  
**EHW SERIES  
 F.P. BRASS - VDC**

DR	DATE	CH'KD	DATE	ENGR	DATE
MJP	05-07-20	MJP	09-15-11	MJP	09-15-11

